

WHAT YOU NEED: “Paper Airplane Folding” printable guides, blank paper, crayons or markers.
See other pages in this PDF for those printables.

WHAT YOU DO:

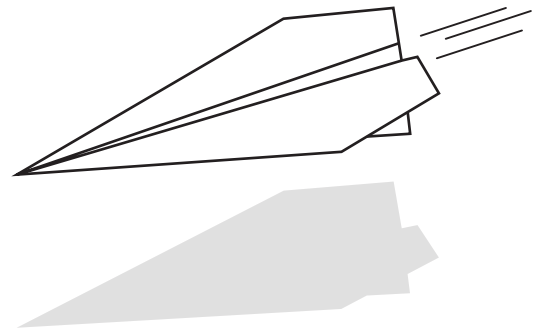
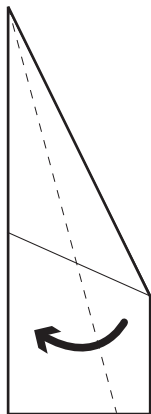
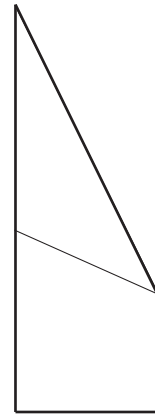
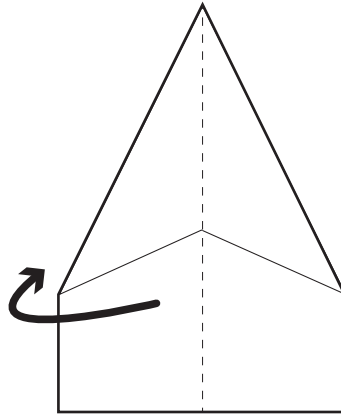
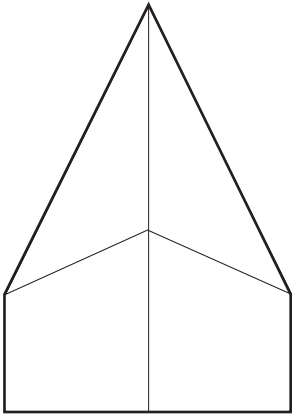
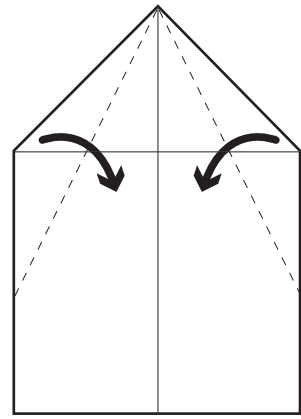
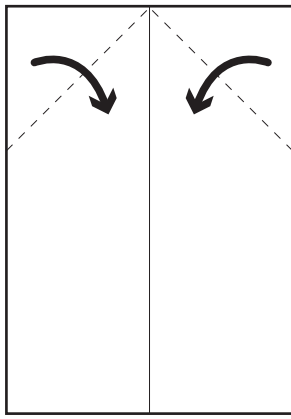
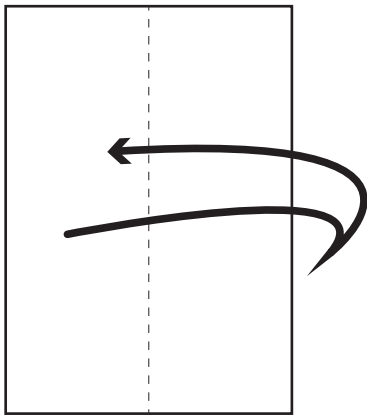
- Give everyone a sheet of paper and copies of the airplane folding instructions.
- Give everyone time to fold the best paper airplane imaginable, either on their own or using the instructions. Older siblings can help younger ones to make their planes awesome!
- Once everyone has a plane, divide into pairs and decide who will pretend to be Jonathan and who will pretend to be David. Pairs should stand about 10 feet apart. (Adjust as necessary.)
- Then, the Jonathans will throw the airplanes toward their David to try and get it past him.
- If the airplane falls short, David must pick it up and bring it back to Jonathan.
- If the airplane goes past David, Jonathan must yell, “Look! The arrow is beyond you!”
- Switch roles and play again. Mix up teams, distances, and plane styles.

WHAT YOU SAY:

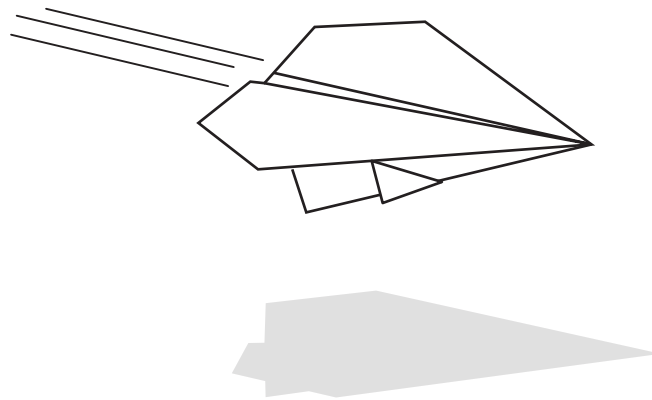
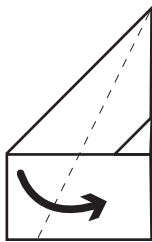
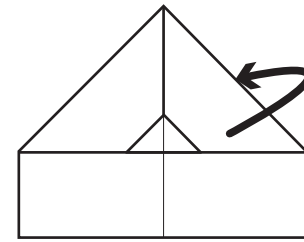
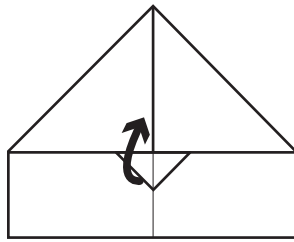
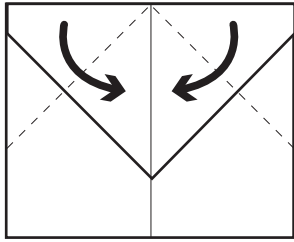
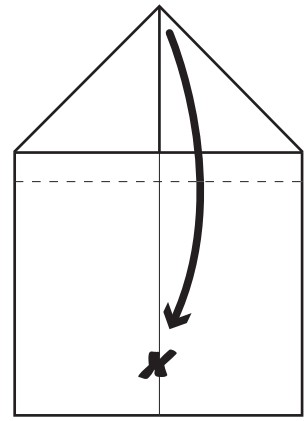
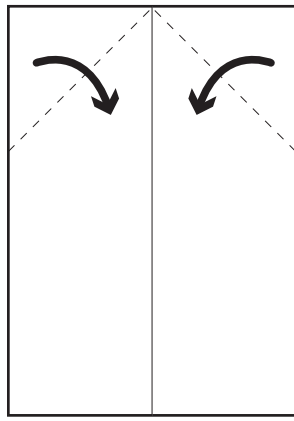
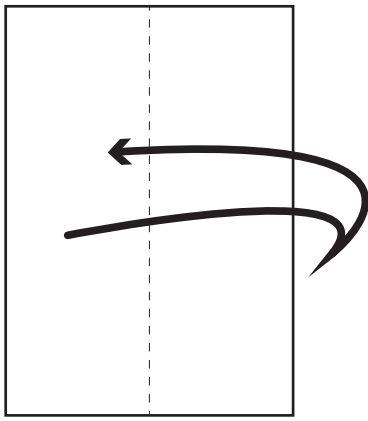
What fun! And look at all the friendship skills you practiced! You helped each other make the planes, you helped get them when they fell short, and I loved seeing how patient and kind you were. You acted a lot like Jonathan did with his friend, David. Jonathan realized that David needed help. Jonathan could have held onto his power or wealth, and he could have even fought to be king. But instead, Jonathan chose to be kind and compassionate toward David.

BONUS IDEAS:

- Before folding the planes, have each person draw a scene from the Bible story on their paper. Find a list of them on the “Story Outline” page at the end of this PDF.
- Look for even more fun ways to fold planes on websites like foldnfly.com



What to Do:
Print to use as a guide.



What to Do:
Print to use as a guide.

Jonathan giving David his robe, belt, sword, and bow

King Saul being jealous and throwing a spear at David

King Saul telling Jonathan and his servants to hurt David

Jonathan telling David that his dad was upset and he should hide

Jonathan begging his dad not to hurt his friend David

David hiding in the field by a giant stone

Jonathan shooting arrows to send a message while David was hiding

David making a promise to Jonathan not to hurt him

King Saul tried to hurt his son, Jonathan

Jonathan and David hugging and saying goodbye

WHAT TO DO:

Print and use to assign "scenes" for kids to draw on their planes.

Edited by Steve Young, Southeast Christian Church 2020.

"Story Outline" Activity Page

©2020 The reThink Group, Inc. All rights reserved.